



German Aid Index N° 18.99.02.1013

Wheelchair with seat tilt function, growable without additional parts (seat width and depth by max. 4 cm, back height by max. 5 cm), rigid frame, 10 cm abduction, suitable for children from an age of 3 years on and for active use, weight capacity max. 90 kg, back-seat-unit tiltable by 25° and completely stowable, incl. standard knee lever brake, pneumatic or solid tyres.

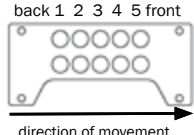


☐ **Quotation**

☐ **Order**

User/ID numer	Delivery address/company stamp	Billing address
(Please fill in with block letters)		<input type="checkbox"/> same as delivery address
First and surname	Contact person	
Health insurance company	Date/signature	


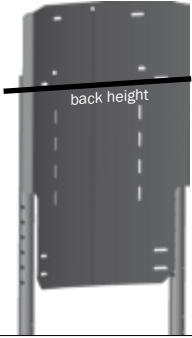
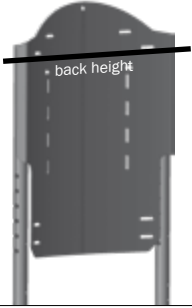

Frame measures				cf. example on p.4
Seat width 10..	Seat depth 11..	Back height 12..	Seat height	Lower leg length
+ 4 cm extension each <input type="checkbox"/> 28 <input type="checkbox"/> 30 <input type="checkbox"/> 32 <input type="checkbox"/> 34 <input type="checkbox"/> 36 <input type="checkbox"/> 38 <input type="checkbox"/> 40	+ 4 cm extension each short frame: <input type="checkbox"/> 30 <input type="checkbox"/> 32 <input type="checkbox"/> 34 long frame: <input type="checkbox"/> 36 <input type="checkbox"/> 38 <input type="checkbox"/> 40	back tube standard + 5 cm extension each <input type="checkbox"/> 30 (..30) <input type="checkbox"/> 35 (..35) <input type="checkbox"/> 40 (..40) <input type="checkbox"/> 45 (..45) <input type="checkbox"/> 50 (..50) <i>Not possible with tarta - back.</i>	Back: _____ cm Front: _____ cm <i>cf. table on p. 15</i>	1. Real lower leg length of the user (LLL): _____ cm 2. Cushion thickness (CT) _____ cm
+ 4 cm extension each <input type="checkbox"/> 42 <input type="checkbox"/> 44	+ 4 cm extension each <input type="checkbox"/> 42 <input type="checkbox"/> 44	back tube boosted + 5 cm extension each <input type="checkbox"/> 30 (..302) <input type="checkbox"/> 35 (..352) <input type="checkbox"/> 40 (..402) <input type="checkbox"/> 45 (..452) <input type="checkbox"/> 50 (..502) <i>recommended for increased pressure (e.g. Spasticity etc.). Not possible with tarta - back.</i>		

Specification of frame length and level of activity (cf. table „Config. and Adjustments“ on p. 15.)		
Standard frame length	Dissenting length	Adjustment of activity level
At SD 30, 32, 34 cm we use as standard the short frame = 533 mm At SD 36, 38, 40 cm we use as standard the long frame = 583 mm	Required frame version: <input type="checkbox"/> short (533 mm) <input type="checkbox"/> long (583 mm) not possible with 22" wheels If no specification is indicated, the frame version is chosen according to the standard parameters stated on the left	Axle plate  Position 1 = very passive Position 5 = very active
		Required axle plate position: <input type="checkbox"/> 1 <input type="checkbox"/> 2 <input type="checkbox"/> 3 <input type="checkbox"/> 4 <input type="checkbox"/> 5 Row: <input type="checkbox"/> A <input type="checkbox"/> B <input type="checkbox"/> C <input type="checkbox"/> D <i>cf. table „Configurations and Adjustments“ on p. 15</i>



Colours		
Finish alternatives	Moderate metallic effect (except for black an Ultramarine)	Special colours (without additional charge, except for Nightblue)
<input type="checkbox"/> Shiny <input type="checkbox"/> Matt Not possible with special colours! N° 1561	<input type="checkbox"/> Zinc Yellow (02) <input type="checkbox"/> Dark Green (15) <input type="checkbox"/> Pure Orange (21) <input type="checkbox"/> Crimson (04) <input type="checkbox"/> Pastel Blue (20) <input type="checkbox"/> Dark Blue (16) <input type="checkbox"/> Brilliant Blue (08) <input type="checkbox"/> Cream White (17) not metallic: <input type="checkbox"/> Girly Pink (19) <input type="checkbox"/> Black (31) <input type="checkbox"/> Chrome Yellow (06) <input type="checkbox"/> Ultramarine Blue (37)	Strong metallic effect: <input type="checkbox"/> Silver Metallic (36) <input type="checkbox"/> Dormant colours: <input type="checkbox"/> Anthracite Metallic (22) <input type="checkbox"/> Apple Green Dormant (18) <input type="checkbox"/> Fire Red Dormant (45) <input type="checkbox"/> Violet Dormant (50) Coarse structured surface: Dormant col. with additional charge: <input type="checkbox"/> Coarse Black (27) <input type="checkbox"/> Nightblue Dorm. (47)

Design package color anodization (Colour examples for anodized colours can be found on our website in the area equipment)		
<input type="checkbox"/> anodized Blue (01) <input type="checkbox"/> anodized Red (02) <input type="checkbox"/> anodized Green (03) <input type="checkbox"/> anodized Gold Orange (04) <input type="checkbox"/> anodized Violet (05) N° 1572..	The following parts are anodized: Assembly group caster (fork, caps, adapter, half shells, wheel spacer), profile pipe support for push bow, hand rims The design package ist only possible in the listed setting.	Restrictions: <i>The hand rims are only available in the design package anodized colours by choosing aluminum hand rims. (not possible with stainless steel, Maxgrepp, PVC, double-, nob or ergonomic hand rims).</i> <i>Profile pipe support is only available in the design package anodized by choosing push bow.</i>











Curved back plate


Model 1	Model 2	Model 3	Fitting set
			
Straight upper edge, 2 cm higher than back height	Straight upper edge, 10 or 20 cm higher than back height	Curved upper edge, 5, 10 or 15 cm higher than back height	

Back extension

Extended	Retracted
	
Back extended	Retracted back extension (back view)

Seat and back cushions

Standard cushion	Anatomical cushion	Cushion without cover	Breathable cover black	Breathable cover red
				
Breathable cover green	Breathable cover grey	Breathable cover orange	Breathable cover yellow	Breathable cover blue
				

Seat system	Back unit			
Seatplate	Back angle	Back cover	Child-proof lock	Strap system
 <p><input checked="" type="checkbox"/> Firmly bolted seat plate for optimized pelvis support; made of aluminium, growable</p>	<p><input checked="" type="checkbox"/> Back adjustable in angle (raster, 80° - 120°), completely stowable</p> <p>Attention! Extendable push handles recommended, safety wheel and stabilizer bar required (danger of tipping!)</p>	<p>Standard back cover</p> <p><input type="checkbox"/> black <input type="checkbox"/> red <input type="checkbox"/> blue <input type="checkbox"/> without back cover</p> <p>Stabilization bar (N° 6408) recommended</p> <p>Not with back angle N° 6136</p>	<p><input type="checkbox"/> Child-proof lock for tilting mechanism</p> <p>Recommended for very active children</p>	<p>Adjustable strap system, incl. breathable cushion (thickness 2 cm)</p> <p><input type="checkbox"/> black (20) <input type="checkbox"/> blue (21) <input type="checkbox"/> red (22) <input type="checkbox"/> grey (23) <input type="checkbox"/> green (24) <input type="checkbox"/> yellow (25) <input type="checkbox"/> orange (27)</p>
N° 190620	N° 6121	N° 6710	N° 1940	N° 6701..

Back angle	Curved back plate		
	Model 1	Model 2	Model 3
<p><input type="checkbox"/> Back angle adjustable in angle by 27° through gas pressure spring</p> <p><i>From BH 35 cm, not with activity side guard N° 5001</i></p> <p>Anti tipper and stabilizer bar required!</p> <p>Not in combination with standard back cover N° 6710</p>	<p>Curved back plate, BH+2 cm; cavity:</p> <p><input type="checkbox"/> 15 mm (...015) <input type="checkbox"/> 30 mm (...030) <input type="checkbox"/> 50 mm (...050)</p> <p>N° 693..</p> <p><input type="checkbox"/> Stabilizer bar for a higher stability of the back</p>	<p>Curved back plate, BH+10 cm; cavity:</p> <p><input type="checkbox"/> 15 mm (...115) <input type="checkbox"/> 30 mm (...130) <input type="checkbox"/> 50 mm (...150)</p> <p>BH+20 cm; cavity:</p> <p><input type="checkbox"/> 15 mm (...215) <input type="checkbox"/> 30 mm (...230) <input type="checkbox"/> 50 mm (...250)</p>	<p>Curved back plate, BH+5 cm; cavity:</p> <p><input type="checkbox"/> 15 mm (...315) <input type="checkbox"/> 30 mm (...330) <input type="checkbox"/> 50 mm (...350)</p> <p>BH+10 cm; cavity:</p> <p><input type="checkbox"/> 15 mm (...415) <input type="checkbox"/> 30 mm (...430) <input type="checkbox"/> 50 mm (...450)</p> <p>BH+15 cm; cavity:</p> <p><input type="checkbox"/> 15 mm (...515) <input type="checkbox"/> 30 mm (...530) <input type="checkbox"/> 50 mm (...550)</p>
N° 6136	N° 6408	N° 693..	N° 693..

Back extension	Fitting set
for curved back	for solid back
<p><input type="checkbox"/> Back extension up to 17.5 cm, for curved back plate, retractable, with detachable pad for head; weight reduction in comparison to a head rest approx. 1000 g</p> <p>Only with curved back plate, not possible with head rest (N° 6860..), not suitable as a head rest for the transport in a passenger vehicle</p>	<p><input type="checkbox"/> one set of clamps, required for mounting a solid back that is manufactured by the specialist trade</p>
N° 686069	N° 692598

Seat cushion (all covers with zippers and changeable)				
	Standard cushion	Anatomical cushion	Cover design	Incontinence cover
<p><input type="checkbox"/> No seat cushion (please tick if no cushion is required)</p>	<p>Synthetic foam for firm and comfortable seating</p> <p><input type="checkbox"/> 3 cm (...03) <input type="checkbox"/> 5 cm (...05)</p>	<p><input type="checkbox"/> Anatomically formed, with slight abduction, changeable cover, thickness of cushion measured at slightest point: front 5 cm, back 3 cm</p> <p>Customized product</p>	<p>Betex</p> <p><input type="checkbox"/> black (20) <input type="checkbox"/> blue (21) <input type="checkbox"/> red (22) <input type="checkbox"/> grey (23) <input type="checkbox"/> green (24) <input type="checkbox"/> yellow (25) <input type="checkbox"/> orange (27)</p>	<p><input type="checkbox"/> For standard cushion as chosen on the left</p>
	N° 80..	N° 891002	N° 80..	N° 86..
<p>Additional covers for cushions as chosen on the right</p> <p><input type="checkbox"/> 1 cover (...01) <input type="checkbox"/> 2 covers (...02)</p>	<p>Pressure relief cushion for medium-soft seating</p> <p><input type="checkbox"/> 3 cm (...03) <input type="checkbox"/> 5 cm (...05)</p>	<p><input type="checkbox"/> Additional cover for anatomical cushion as configured</p> <p>Customized product</p>	<p><input type="checkbox"/> Seat cushion as chosen, without cover</p>	<p><input type="checkbox"/> For anatomical cushion as chosen on the left</p>
N° 82..	N° 81..	N° 891003	N° 998001	N° 891004

Leg support

Model 2	Model 3	Model 4

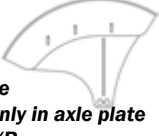
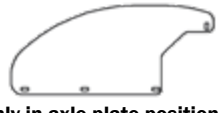

Measuring the lower leg length (LLL)

Manufacturer's data	User data	Retailer data	
Our data for the possible lower leg length are: The maximum or rather minimal possible distance between the top edge of the seat to the top edge of the foot plate MEASURED VERTICALLY (90°) .	You are measuring at the user: The distance between the hollow of the knee to the floor (=LLL) , measured at a vertical leg position of 90°	When ordering, please indicate TWO measures: <ul style="list-style-type: none">• 1. the real LLL of the user AND• 2. the thickness of the cushion used by you	

Example

Our data	Your data	We are assembling
In the order form, we are indicating e.g.: „ possible distance from top edge seat to top edge foot plate at internal mounting of leg support = min. 3.5 up to max. 30 cm “.	The real lower leg length of the user amounts e.g.: „ LLL = 31 cm “; The thickness of the cushion used by you amounts e.g.: „ CT = 5 cm “.	Using your data, our technicians are calculating a distance of 26 cm between the top edge of the seat to the top edge of the foot plate. Therefore, the foot plate will be mounted to the position of 26 cm, measured vertically . <i>At a cushion thickness of only 3 cm, our technicians would mount the foot plate to a distance of 28 cm from the top edge of the seat to the top edge of the footplate instead.</i>




Back cushion (all covers with zippers and changeable)				
	Standard cushion	Standard cushion	Anat. back cushion	Cover design
<input type="checkbox"/> No back cushion (please tick if no cushion is required)	<input type="checkbox"/> Standard cushion for standard back N° 6710 , 3 cm thick, with zipper and velcro	<input type="checkbox"/> Standard cushion for curved back plate , 3 cm thick, with zipper, breathable cover (see options on the right)	Anatomically formed, incl. changeable cover (see options on the right) Curve depth: <input type="checkbox"/> 3 cm (..04) <input type="checkbox"/> 5 cm (..06) Not possible with back covers N° 6701.. & N° 6710 Customized product	Betex <input type="checkbox"/> black (20) <input type="checkbox"/> blue (21) <input type="checkbox"/> red (22) <input type="checkbox"/> grey (23) <input type="checkbox"/> green (24) <input type="checkbox"/> yellow (25) <input type="checkbox"/> orange (27)
Additional covers for cushions as chosen on the right <input type="checkbox"/> 1 cover (..01) <input type="checkbox"/> 2 covers (..02)			<input type="checkbox"/> Additional cover for anatomical back cushion as configured Customized product	<input type="checkbox"/> Back cushion as chosen, without cover
N° 85..	N° 8514	N° 8517	N° 891110	N° 998501

Side guards				
Only for 7° camber	Only for 3° camber:			
Activity side guard	Standard side guards	Wheel cover	Arm rest	Side guards XXL
<input type="checkbox"/> Component of synthetic and aluminium parts for integrated cable brake (not tiltable) Only for bowden cable brake N° 3531, only in axle plate position A/B 	<input type="checkbox"/> Aluminium, 20 cm high, bolted on  Only in axle plate position C/D	<input type="checkbox"/> Synthetic wheel cover, black, size large For standard side guards N° 452310 and side guards XXL N° 4538	<input type="checkbox"/> 24 cm long, adjustable in angle For standard side guards N° 452310 and side guards XXL N° 4538	<input type="checkbox"/> Side guards with same length as seat depth Only in axle plate position C/D 
N° 5001	N° 452310	N° 5201	N° 452203	N° 4538






Leg support with foot plate (incl. calf belt, adjustable in height-, depth- and angle)			
Model 1	Model 2	Model 3	Model 4
<input type="checkbox"/> Undivided foot rest, hinged backwards, one central hinge foot plate depth 150mm Only up to SW 34 cm Not with N° 403106 (calf rest) and abduction wedge	Undivided, hinged backwards, two hinges Foot plate depth: <input type="checkbox"/> 150 mm (..01) <input type="checkbox"/> 230 mm (..02) + 40,- € AC	Similar to N° 4008, undivided , hinged upwards with 5-point raster and manual length adaption Foot plate depth: <input type="checkbox"/> 150 mm (..15) <input type="checkbox"/> 230 mm (..23) + 40,- € AC	Similar to N° 4013, divided , hinged upwards with 5-point raster and manual length adaption Foot plate depth: <input type="checkbox"/> 150 mm (..01) <input type="checkbox"/> 230 mm (..02) + 40,- € AC
N° 4015	N° 4008..	N° 4013..	N° 4014..

Leg support options	
Locking mechanism	Heel cups
<input type="checkbox"/> Locking mechanism at 90° for foot rest Model 2 (N° 4008)	Heel cups, self installation, black <input type="checkbox"/> Size 1 (..01) 7 x 11.5 cm <input type="checkbox"/> Size 2 (..02) 9 x 12.5 cm <input type="checkbox"/> Size 3 (..03) 10 x 15.5 cm
N° 4009	N° 4020..
<input type="checkbox"/> Locking mechanism at 90° for foot rest Model 3 (N° 4013)	Calf rest for leg support Model 3 and 4, Mounting <input type="checkbox"/> left <input type="checkbox"/> right <input type="checkbox"/> left and right Possible from LLL 25 cm
N° 400901	N° 403106


Push handles

Extendable	Push bar	Push bow
		

Brakes

Knee lever brake	Bowden cable brake	Single-hand brake
   Standard lockable Pull to Lock		

Brake lever extensions

Cover	Ball knob	Golf ball knob
		

Push handles		
Extendable	Push bar	Push bow
Extendable push handles, with long handle (11 cm) straight <input type="checkbox"/> 15 cm (..0703) <input type="checkbox"/> 25 cm (..0803) cranked: <input type="checkbox"/> 15 cm (..0704) <input type="checkbox"/> 25 cm (..0804)	<input type="checkbox"/> Push bar facilitating pushing, for extendable push handles (look on the left, N° 6507../6508..)	<input type="checkbox"/> Extendable by 20 cm, 307° back angle adjustable, with steel joint, allows height adjustment in tilted position
N° 65..	N° 6558	N° 653205

Brakes		
Knee lever brake	Drum brake	Single-hand brake
<input type="checkbox"/> Standard N° 3525 <input type="checkbox"/> lockable in activated or deactivated position N° 3513 <input type="checkbox"/> Pull to lock N° 3529	<input type="checkbox"/> for standard-, profile or lightweight wheels (N° 21..30/31/81), incl. brake lever for attendant	Knee lever brake with single hand control Mounting <input type="checkbox"/> left (..01) <input type="checkbox"/> right (..02)
Bowden cable brake <input type="checkbox"/> Bowden cable brake, integrated in activity side guards Only with activity side guards N° 5001		Roll-back blocking <input type="checkbox"/> Averts automatically the risk of rolling backwards without affecting forward movements Recommended for a user weight up to max. 90 kg
N° 3531	N° 220036	N° 3526

Brake lever extensions	
Straight 6 cm	Cranked 12 cm
straight, 6 cm long <input type="checkbox"/> with cover	cranked, 12 cm long <input type="checkbox"/> with cover
N° 3510	N° 3515
straight, 6 cm long <input type="checkbox"/> with ball knob <input type="checkbox"/> with golf ball knob	cranked, 12 cm long <input type="checkbox"/> with ball knob <input type="checkbox"/> with golf ball knob
N° 3512	N° 3516

Wheel size and wheel camber	
Wheel size	Wheel camber
Size in inches <input type="checkbox"/> 22" (not with long frame) <input type="checkbox"/> 24"	Camber <input type="checkbox"/> 3° (not with activity side guard N° 5001) <input type="checkbox"/> 7° (not with standard side guard N° 452310)

Wheels

Standard wheel



Profile wheel



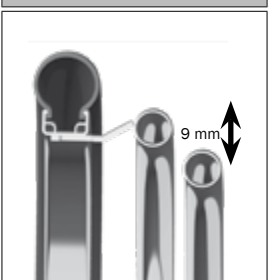
Lightweight wheel



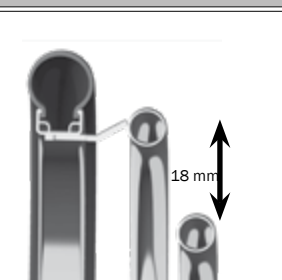
Double handrim



Distance tight (only 9 mm)



Distance normal (Standard)



Tyres

Schwalbe Right Run



Pneumatic tyres



Solid tyres



Schwalbe Marathon Plus



Mounting of handrims For standard wheels please indicate the desired kind of mounting!

Standard tight




Standard wide



High tight



High wide



Handrim options

Silicone cover



Ergo rubber inlay



Maxgrepp handrim





Ergonomic handrim








Wheels				
Standard wheel	Profile wheel	Lightweight wheel with standard hub	Lightweight wheel with drum brake hub	Double handrim
<input type="checkbox"/> All-round wheel Additional weight of approx. 900g/wheel compared to lightweight wheels	<input type="checkbox"/> Unity of handrim and rim, reduces the risk of finger injuries Additional weight of approx. 800g/wheel compared to lightweight wheels	<input type="checkbox"/> with standard hub Very lightweight, incl. aluminium handrims Weight reduction of approx. 900g/pair compared to standard wheels THE STANDARD HUB IS INCOMPATIBLE WITH THE DRUM BRAKE (N° 220036)!	<input type="checkbox"/> with drum brake hub , incl. black aluminium handrims Only in combination with drum brake (N° 220036) (Additional charge 310,- €) Weight reduction up to 1.2 kg/pair compared to standard drum brake wheels Package price for lightweight wheels incl. drum brakes and brake lever for attendant 410,- €/pair	with standard hub and double handrim Only possible up to 8° Mounting <input type="checkbox"/> left <input type="checkbox"/> right N° 2614 with drum brake hub and double handrim Mounting <input type="checkbox"/> left <input type="checkbox"/> right N° 2615 <input type="checkbox"/> Handrim for the opposite side N° 261435 Distance of double handrim <input type="checkbox"/> standard 18mm (...11) <input type="checkbox"/> tight 9mm (...12)
N° 21...30	N° 21...31	N° 21...76	N° 21...81	N° 26..

Tyres			
Standard	Standard	Design	Performance
Pneumatic: <input type="checkbox"/> Schwalbe Right Run 1" (grey/black) (...13) <input type="checkbox"/> Standard tyres 1 3/8" (grey) (...21)	Solid tyres: <i>Not for lightweight wheels!</i> <input type="checkbox"/> Standard tyres 1" (grey) (...11) <input type="checkbox"/> Standard tyres 1 3/8" (grey) (...21)	Pneumatic: <input type="checkbox"/> Schwalbe Right Run 1" (blue/black) (...14) <input type="checkbox"/> Schwalbe Right Run 1" (red/black) (...15) Only for 24" wheels	Pneumatic: <input type="checkbox"/> Schwalbe Marathon Plus, black, pneumatic flat free tyres, 1" Only for 22" und 24" wheels
N° 20..	N° 23..	N° 2024..	N° 20..12





Handrims			
Mounting at standard wheel	Mounting at lightweight wheel	Ergonomic handrim	Design handrims
<input type="checkbox"/> Standard / tight <input type="checkbox"/> Standard / wide <input type="checkbox"/> High / tight <input type="checkbox"/> High / wide Material: <input type="checkbox"/> Stainless steel (...01) <input type="checkbox"/> Alu, silver anodized (...75)	<input type="checkbox"/> Standard / tight <input type="checkbox"/> Standard / wide <input type="checkbox"/> High / tight <input type="checkbox"/> High / wide Material: Alu, silver anodized. Selection standard, high or 26" not possible with lightweight wheel drum brake	<input type="checkbox"/> handrim with ergonomic handrim profile, black anodized with built-in rubber grip only for 24" wheels	<input type="checkbox"/> Aluminium handrims coated in frame colour
N° 30..	N° 30..75	N° 342424	N° 303000

Handrim options			
Silicone	PVC	Ergo rubber inlay	Maxgrepp handrim
Detachable silicone cover, black (soft surface) <input type="checkbox"/> for standard wheel (22-24) <input type="checkbox"/> for profile wheel (...02) <input type="checkbox"/> for lightweight wheel (...05)	<input type="checkbox"/> Handrim coated with black PVC, (Tetra Grip) Not for profile wheels	<input type="checkbox"/> Rubber inlay, 13 mm wide, Only for profile wheels	<input type="checkbox"/> Allows pushing with the heel of hands (soft surface), only for standard and lightweight wheels
N° 32..	N° 33..		
for double handrim	for double handrim		
Detachable black silicone cover <input type="checkbox"/> for inner handrim <input type="checkbox"/> for outer handrim <input type="checkbox"/> for opposite handrim	<input type="checkbox"/> For double handrim, inner and outer handrim coated with black PVC N° 262402 <input type="checkbox"/> PVC cover black for opposite handrim	N° 32..01	N° 34..
N° 3205	N° 262401		



Caster wheels

Standard PU	Standard solid rubber	Standard pneumatic	Design PU	Design solid rubber
				

Caster forks

Standard aluminium	Design aluminium	Quick release axle	Additional set
			

Steering options

Single-hand steering	Locking
	

Frame options



Anti tipper	Outdoor Front End	Water bottle	Sun shade
			 <p>Removable sun shade. Easily adjustable in height and position by flexible holder.</p> 

Spoke cover	Design Decors (Net prices are not discountable)			
Transparent	Please specify the desired model of the corresponding manufacturer:			
<input type="checkbox"/> transparent (..00)	<input type="checkbox"/> www.blueprince.de	<input type="checkbox"/> www.speichen-schutz.de	<input type="checkbox"/> www.wheelchairgadgets.com	<input type="checkbox"/> Optional: child's name on spoke cover: Only for Design Decor <input type="checkbox"/> Foil for curved back plate with the corresponding design as chosen below Only with curved back plate
N° 25..	N° 25..25	N° 25..26	N° 25..27	N° 2527

Caster wheels				
Standard PU	Standard solid rubber	Standard pneumatic	Design PU	Design solid rubber
Polyurethane: <input type="checkbox"/> 4" (2812) <input type="checkbox"/> 5" (2805) <input type="checkbox"/> 6" (2803)	Solid rubber: <input type="checkbox"/> 4" (2804) <input type="checkbox"/> 5" (2809) <input type="checkbox"/> 5.5" (2802) <input type="checkbox"/> 6" (2811)	Pneumatic, grey: <input type="checkbox"/> 6" (2808)	Polyurethane, transparent, with LEDs: <input type="checkbox"/> 4" (2820) <input type="checkbox"/> 5" (2834)	Solid rubber, black, with alu rim <input type="checkbox"/> 4" (2835) <input type="checkbox"/> 5" (2836)

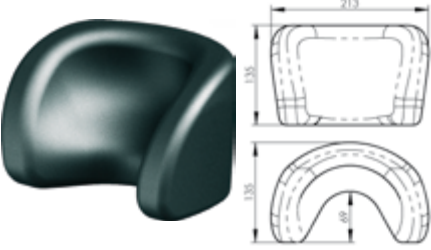

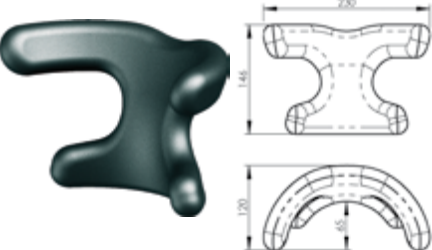
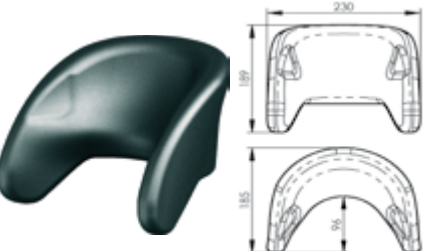

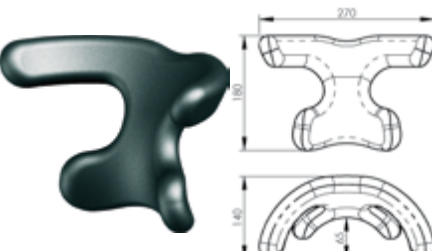
Caster forks				
Standard aluminium	Design aluminium	Hemi-Adapter	Quick release axle	Additional set
<input type="checkbox"/> Alu fork, black anodized	<input type="checkbox"/> Alu fork coated in frame colour	to reduce the front seat height around <input type="checkbox"/> 25 mm (..40) around <input type="checkbox"/> 40 mm (..41) See table p. 15	<input type="checkbox"/> Alu caster fork with quick-release axle Not possible with N° 599520, N° 2851, N° 2850	<input type="checkbox"/> Additional set of changeable caster wheels (incl. caster and fork); Caster size: _____ " Only with N° 2721, not possible with N° 599520, N° 2851, N° 2850
N° 2826	N° 2829	N° 2805..	N° 2721	N° 2830

Steering options		
Single-hand steering	Track fixation	Locking
Mounting <input type="checkbox"/> left (..51) <input type="checkbox"/> right (..52) Not possible with bowden cable brake N° 3531	<input type="checkbox"/> Caster wheel track fixation (straight) Not with N° 2721, N° 2830	<input type="checkbox"/> Locking mechanism for track fixation Not with N° 2721, N° 2830
N° 26..	N° 2851	N° 2850





Frame options				
Anti-tipper	Outdoor Front End	Splash guard	Water bottle	Step tube
Swing-away installation Mounting <input type="checkbox"/> right <input type="checkbox"/> left <input type="checkbox"/> pair	<input type="checkbox"/> Outdoor Front End, adjustable in width and length, facilitates significantly active and passive driving on soft or rough surfaces, incl. mounting aid	<input type="checkbox"/> Splash guard for Outdoor Front End, made of plastic 	<input type="checkbox"/> Water bottle 750ml, light PET-bottle, incl. holder Stabilizer bar required!	Mounting <input type="checkbox"/> right <input type="checkbox"/> left <input type="checkbox"/> pair
N° 7215	N° 599520	N° 59951212	N° 790101	N° 7400
Crutch holder	Sun shade			
Mounting <input type="checkbox"/> left <input type="checkbox"/> right <input type="checkbox"/> pair	<input type="checkbox"/> Variable adjustable sun shade in black with measurements 36x36 cm (LxH). Can be mounted up to a seat width of 38cm. 			
N° 7101	N° 910300			

Head rests

Measures in mm

Model 1	Model 3	Model 5
		
Model 2	Model 4	Model 6
		
shell-shaped	curved	x-shaped

Belt systems

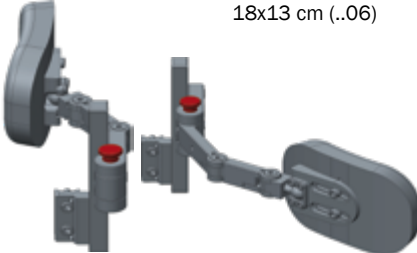
2-point pelvic belt	4-point pelvic belt	Chest-shoulder belt	Protection cap
with plastic fastener	with metal fastener		only for metal fastener
			

Lateral support

Swing-away laterals, large


Holder adjustable in three dimensions, size 2, incl. link age and ball-and-socket joint

Pad, incl. removable cover black
(only for holder size 2)
15x10 cm (..04)
18x13 cm (..06)




Therapy tables

Transparent	Beech wood	Design (example)
		

Positioning aids Here you will find a small selection to mark. More positioning aids in separate order form in our download area.			
Separate order form	2-point pelvic belt	4-point pelvic belt	Head rests with holder
PLEASE REGARD On the separate order form „Positioning aids“ you will find many different products for positioning, e.g.: <ul style="list-style-type: none"> belts, fixations and corresponding connections, abduction wedges, side truss pads, head rests, and more...  <div style="border: 1px solid black; padding: 5px; margin-top: 10px;"> Order form „Positioning aids“, available in download area. </div> <p>On the order form refer to this new wheelchair order/enquiry.</p>	<input type="checkbox"/> with plastic fastener <input type="checkbox"/> with metal fastener The size is determined by us according to the chosen wheelchair measurements. N° 780502 Chest-shoulder belt <input type="checkbox"/> Chest-shoulder belt without zipper N° 7810	<input type="checkbox"/> with plastic fastener <input type="checkbox"/> with metal fastener The size is determined by us according to the chosen wheelchair measurements. N° 780504 Protection cap <input type="checkbox"/> protection cap for metal fastener Makes independent opening for the patient difficult. N° 78050210	All models incl. stabilizer bar <input type="checkbox"/> Model 1, (.21) shell-shaped small <input type="checkbox"/> Modell 2, (.22) shell-shaped large <input type="checkbox"/> Modell 3, (.23) curved small <input type="checkbox"/> Modell 4, (.24) curved large <input type="checkbox"/> Modell 5, (.25) x-shaped small <input type="checkbox"/> Modell 6, (.26) x-shaped large N° 6861..

Lateral support		
Swing-away laterals, large		
Holder adjustable in three dimensions, size 2, incl. linkage and ball-and-socket joint (without pad) <input type="checkbox"/> for left side (.01) <input type="checkbox"/> for right side (.02)	Pad, incl. removable cover black (only for holder of size 2) 1 pcs. 2 pcs. <input type="checkbox"/> <input type="checkbox"/> 15x10 cm (.04) <input type="checkbox"/> <input type="checkbox"/> 18x13 cm (.05)	Additional extension of joint (5.5 cm) for large pads 1 pcs. 2 pcs. <input type="checkbox"/> <input type="checkbox"/>
N° 685902..	N° 685902..	N° 68590203

Therapy tables			
Mounting	Transparent	Beech wood (varnished)	Design
<input type="checkbox"/> Variation 1, N° 9204.. hinged sideways, adjustable in height and distance, Mounting <input type="checkbox"/> right <input type="checkbox"/> left <input type="checkbox"/> Variation 2, N° 9207.. adjustable in height and distance, plugged under arm rests on both sides Arm pads required!	<input type="checkbox"/> Size 1 45 x 36 cm N° ..10 <input type="checkbox"/> Size 2 59 x 45 cm N° ..11 <input type="checkbox"/> Size 3 70 x 50 cm N° ..12	<input type="checkbox"/> Size 1, 50 x 40 cm N° ..13 <input type="checkbox"/> Size 2, 60 x 50 cm N° ..14	<input type="checkbox"/> Number of design for acrylic glass therapy table according to wheelchairgadgets.com: N° 920099

Transport brackets	
Compatibility with electrical drive systems or Outdoor-Front-End	Transport brackets
Please tick appropriate box if number N° 58507105 was selected <small>(Without tipping an appropriate box, delivery will be without compatibility to additional systems):</small> <input type="checkbox"/> Outdoor-Front-End (restraint brackets at the front) <input type="checkbox"/> Additional electrical drive system (restraint brackets at the back) <input type="checkbox"/> Neither <small>Restraint brackets must be replaced by a subsequent fitting of an Outdoor-Front-End or an electrical drive system to the wheelchair</small>	<input type="checkbox"/> Transport brackets (4 pieces) for transportation in a handicapped accessible passenger car  N° 58507110

Electric drives and systems			
Recommendations	AAT systems	Alber systems	Information
1. For all listed electric aids we recommend casters of 6" or higher 2. Please regard the respective mounting specifications given on the homepages indicated on the right	Tilty Vario is suitable for the following AAT systems: 1. <i>max-e</i> (electric drive) 2. <i>v-max</i> (pushing and braking aid) 3. <i>s-max</i> (stair aid) More information on www.aat-online.de	Tilty Vario is suitable for the following Alber systems: 1. <i>scalamobil</i> (stair aid) 2. <i>viamobil</i> (pushing and braking aid) 3. <i>viamobil eco</i> (pushing and braking aid) 4. <i>e-fix</i> (electric drive) 5. <i>e-motion</i> (power assisting driving aid) More information on www.alber.de	Restrictions or adjustments according to the build on the final setting of the wheelchair lies in the responsibility of the providers of the additional systems.



Abbreviations

piece - pcs
pair - P
net price - NP
additional charge - AC
lower leg length - LLL
cf. - configuration

seat width - SW
seat depth - SD
back height - BH
customized product discount - CPD

To see the latest versions of our order forms, please visit www.sorgrollstuhltechnik.de/download-portal

Configurations and Adjustments

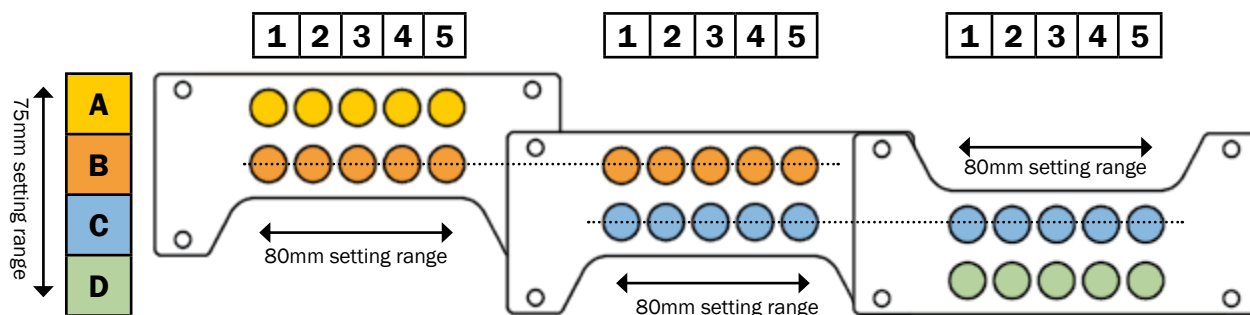
Please note: When using the Hemi-Adapter (N ° 280540/41) for the caster connection, the values for the front seat height of the table below are reduced by 2.5 and 4 cm, respectively. **Please also note the possible rear seat height.**

All specifications $\pm 5\%$

20 possible axle plate positions:

1= very passive, 5 = very active

A = lowest seat position, D = highest seat position



Hole distance:

- horizontal 20mm (\Rightarrow max. setting range = 80mm)
- vertical 25mm (\Rightarrow max. setting range = 75mm)

Restrictions:

1. Double handrim: only possible with position B3/C3/D3
2. Slightly restricted tilting function with rows A (1-5) and B (1-5)
3. Wheel lock/brake: rows A and B only with bowden cable brake

Axle plate position	Size rear wheel	Caster 4"			Caster 5"		Caster 5.5"		Caster 6"		Camber
		SH back (cm)	SH front min. (cm)	SH front max. (cm)	SH front min. (cm)	SH front max. (cm)	SH front min (cm)	SH front max. (cm)	SH front min. (cm)	SH front max. (cm)	
A 1-5	22"										
A 1-5	24"	37.0	38.0	42.0	39.0	43.0	41.0	42.0	41.5	41.5	7°
B 1-5	22"	36.0	38.0	39.5	38.5	40.0	41.0	41.0			7°
B 1-5	24"	39.5	40.5	42.0	40.5	43.5	41.5	44.0	41.5	44.5	7°
C 1-5	22"	40.0			41.0	45.0	41.0	46.5	41.5	46.5	3°
C 1-5	24"	42.0			43.0	46.0	43.5	47.5	43.0	47.0	3°
D 1-5	22"	42.5	43.5	47.0	43.0	47.5	43.0	49.0	43.5	48.0	3°
D 1-5	24"	45.0	45.0	48.0	45.5	48.0	45.5	49.0	46.0	50.0	3°



= configuration not possible



Abbreviations

piece - pcs
pair - P
net price - NP
additional charge - AC
lower leg length - LLL
cf. - configuration

seat width - SW
seat depth - SD
back height - BH
customized product discount - CPD

Terms and conditions

1. Preface and Scope

(1) Our terms and conditions apply exclusively. Any deviating, opposing, or complementing terms and conditions on the part of the business partner do not form integral part of contract unless explicitly approved of by us. There are no exceptions to the consent requirement, which also applies in cases where we conduct deliveries without restrictions while aware of the business partner's terms and conditions.
(2) Agreements made in the individual case with the purchaser (including side-agreements, supplements, and alterations) always take priority over these terms and conditions. A contract or our confirmation - both in written form - are authoritative for the content of such arrangements.
(3) Any legally relevant declarations and notifications the purchaser submits to us after conclusion of the contract (e.g. setting of deadlines, notice of defects, declarations of rescission or abatement) require the written form to be valid.
(4) Any information on the application of legal regulations serves the mere purpose of clarification. All regulations are legally binding without any such clarifications unless explicitly altered or excluded in these terms and conditions.

2. Prices

All prices are ex works, excluding insurance and packaging. The prices are net prices; the value-added tax is stated and charged separately according to the legally binding rate at the time of invoicing. The prices valid on the day of delivery are binding unless explicitly arranged otherwise.

3. Conclusion of Contract

SORG's offers are invitatio ad offerendum (invitations to treat). Ordering goods counts as an obligatory offer of contract on the part of the purchaser. Unless the order suggests otherwise, we have the right to accept this contract offer within two weeks time after reception. The acceptance of an offer of contract is effected by the confirmation of the order.

4. Terms of Payment

(1) Provided that no other agreements exist, payment is to be made by paying in advance - 50% at placing of order, 50% pre-delivery of goods. The purchaser bears any costs arising from transactions or discounting.
(2) If a 30-day payment deadline is exceeded, a delay rate of 8% on top of the respective base rate of the European Central Bank falls due without the need for prior notices. Beyond that, the purchaser is charged 3,- € for any reminder sent. We reserve the right to make use of the commercial due rate according to § 353 HGB. A higher damage for delay may be enforced via a suitable verification.

5. Offers and Validity

All current price lists are generally valid until March 31 of the respective year, or until new price lists are published. The latest version of the price list will always be provided on our homepage. Offers older than 3 months at that point expire and must be replaced with new offers and prices.

6. Time of Delivery and Delay

We state the terms of delivery when accepting the order. The delivery date is non-binding and has mere guideline value - especially with regard to customised products. The terms for delay in delivery are defined by legal regulations. In any case, a writing notice issued by the purchaser is necessary for them to take effect.

7. Force Majeure (Act of God)

(1) SORG is not to be held responsible for the following delays of delivery. This also applies if these causes occur with respect to legal representatives, auxiliary persons, or deliverers of SORG: Circumstances of force majeure as well as other extraordinary events that are unpredictable and unavoidable and, not caused by, SORG, and that only occur after ordering or reserving, and that SORG could not have known about. Moreover, this applies in case of strikes, fire, floods, labour disputes, business disruptions, altered magisterial approbation and legal situation, and magisterial orders which are not due to operational risks.
(2) In the cases of paragraph 1, SORG is eligible to delay delivery/performance for the time of hindrance as well as an appropriate start-up time. If SORG thus causes unacceptable complications for the purchaser, both SORG and the purchaser are eligible to withdraw from the contract. Circumstances that only lead to a temporal and hence acceptable delay of delivery and performance are excluded from this right. The legal rights of the client remain unaffected.

8. Dispatch

We generally dispatch uncovered by insurance and at the recipient's risk. We transfer the risk of coincidental loss or deterioration of the goods as well as delay on to the client at the moment of passing the goods on to the forwarder, bearer, or any other person/institute responsible for delivery. SORG will make any effort to respect the client's wishes in terms of path and kind of delivery. Any costs caused by this (including agreed carriage free delivery) are to be covered by the client. In the case of carriage free delivery conducted by SORG, the recipient is required to put forward any carriage costs for a refund. If the client wishes the dispatch to be delayed, any risk of loss or deterioration of the goods is carried by the recipient from the first day of readiness for dispatch. The goods dispatched are only insured upon special demand and at the cost of the recipient.

9. Damage through Delivery Angelieferte Gegenstände sind, auch wenn sie unwesentliche Mängel. Upon delivery, the goods need to be checked for obvious damage in the presence of the bearer. Any damage is to be documented in a written form and co-signed by the bearer. This protocol is to be forwarded to us immediately. Delayed reclamations, or reclamations not signed by the bearer, cannot be taken into account.

10. Warranted Features, Receipt, and Technical Alterations

Delivered objects, even with minor damage, are to be accepted by the client, even if §433 paragraph 1 BGB is not fulfilled. Partial deliveries are permissible. Features only count as warranted if explicitly designated as such. A warranty of condition can only be asserted explicitly and in a written form. SORG reserves the right for technical alterations, especially for solutions of equal or higher value.

11. Warranty for Defects

(1) SORG warrants for any defects of delivered new goods for 12 months as long as the purchaser is not the user (§§ 474, 13 BGB). Should the purchaser be the user then the warranty period is two years for new goods, for used goods 12 months. Should the purchaser also be an entrepreneur, then the liability for used items is void, as long as there is no claim for compensation according to N° 12.
(2) The purchaser's claim for defects presuppose that he has attended his obligation to give notice of defects on the legal grounds for his reasons of inquiry (§§ 377, 381 HGB). If defects are found during the inspection or at a later point, we are to be notified in writing without delay. The notice counts as not delayed if issued within two weeks. Posting the notice on time suffices for the keeping of the term. Independently from this obligation to inspect and give notice, the purchaser

is to report obvious defects (including wrong and short delivery) within two weeks upon delivery (again, posting the notice on time suffices). If the purchaser misses the proper inspection and/or notice of defects, we do not warrant for the reported defects. If the delivered good is defected, we may choose to conduct supplementary performance either by repairing the defect (subsequent improvement) or by delivering flawless goods (compensation delivery). Our right to refuse the chosen method of supplementary performance on the respective legal grounds remains untouched.

(3) Our liability for defects expires when alteration or maintenance works are done by the client or a third-person-party without our prior written permission. Consequences of excessive strain, negligent or incorrect handling, and violent damage are excluded from the warranty for defects.

12. Further Liability

(1) With respect to compensation - regardless of the legal cause - SORG is only liable in case of malice and act of gross negligence. In case of slight negligence, SORG is only liable for damage of life, body, health, and for damage caused by the negligence of an essential contractual obligation (an obligation whose fulfilment make the proper realisation of the contract possible in the first place and in whose fulfilment the contract partner regularly trusts and can trust). In this case, however, our liability does not exceed the covering of predictable, typically occurring damage.
(2) A free right to termination on the part of the purchaser (acc. to § 651, 649 BGB in particular) is precluded. Otherwise, the usual prerequisites and legal consequences apply.

13. Costs of Supplementary Performance

Costs of supplementary performance cannot be charged on SORG's account.

14. Voluntary Withdrawal of Goods

SORG is not obliged to take back any delivered end products or parts thereof. If SORG voluntarily decides otherwise in individual cases (especially for therapeutically altered requirements or deaths), SORG refunds a maximum of 75% of the delivery costs for unused parts whose delivery does not date back more than three months. There is no legal obligation concerning withdrawal in this respect. Deliveries which date back more than three months as well as sewed parts and customised products are not returnable. A copy of the delivery note or the bill serves as proof of age of delivery.

15. Reservation of Ownership

Goods delivered by SORG remain the property of SORG until any obligations from the parties' business contract on the part of the purchaser have been redeemed. This also applies if SORG has adapted individual or all claims into a running account which has been balanced and acknowledged. The purchaser has the right to dispose of the goods in the proper course of business. The purchaser hereby yields all claims to SORG which arise from the resale against the purchaser or third parties. The purchaser is authorised to withdraw these claims even upon conveyance. SORG's right to withdraw the claims remains untouched. However, SORG is obliged not to withdraw the claims as long as the purchaser complies with his duty of payment and any other duties. SORG has the right to demand that the purchaser makes known the yielded claims and their debtors, that he provides all information necessary for conveyance, and that he hands in all associated documents. As long and insofar the reservation of ownership is intact, the purchaser must not transfer any goods for securing or bailment without SORG's permission. The purchaser may process or alter the goods for the benefit of SORG exclusively. If processed with other goods which do not belong to SORG, SORG obtains co-ownership of these new goods in relation to the invoice value to the cost price of the other processed goods. If a third party interferes with SORG's ownership, the purchaser is to notify SORG immediately. The purchaser must not make any agreements with other purchasers which may exclude or limit SORG's rights. In particular, the purchaser must not make any agreements which destroy or limit the advance assignments to SORG. If the estimated value of the existing guarantees exceeds the claims to be ensured by more than 20%, SORG is insofar obliged to release by request of the purchaser.

16. Copyright Protection

If SORG conveys any images, drawings, indications of weight or measurements, technical documentations, or other product descriptions and documents (including electronic ones), the respective indications only apply if explicitly stated that they do. SORG reserves ownership and copyright of all these documents. They may only be made available to third parties upon SORG's explicit permission.

17. Place of Fulfilment, Place of Jurisdiction, and Severability Clause

(1) The law of the Federal Republic of Germany applies for these Terms and Conditions and all legal relations between us and our business partners. All international and supranational (contractual) legal systems, the UN Convention on Contracts for the International Sale of Goods in particular, are hereby excluded. Prerequisites and effects of the reservation of ownership acc. to no. 15 are subject to the right of the respective storage location of the good if the choice of law made in favour of the German law is illegitimate or ineffective. The only place of jurisdiction (also on an international basis) for any disputes arising directly or indirectly from the contractual relationship is, according to German Commercial Code, our office in Oberhausen-Rheinhausen, Germany. However, we also have the right to file a suit concerning the general jurisdiction of the purchaser.

(2) If any clause in these Terms of Conditions should turn out to be ineffective, this does not affect the effectiveness of all other clauses.

Technical alterations and misprints reserved. As of: January 2017

SORG Rollstuhltechnik GmbH + Co. KG
Benzstr. 3-5, 68794 Oberhausen-Rheinhausen / Germany
Phone +49 7254 / 9279-0
Fax +49 7254 / 9279-10
info@sorgrollstuhltechnik.de, www.sorgrollstuhltechnik.de